

COURSE OVERVIEW FE0791
Radiographic Testing Level-II Training & Certification
(ASNT, SNT-TC-1A)

Course Title

Radiographic Testing Level-II Training & Certification (ASNT, SNT-TC-1A)

Course Date/Venue

November 17-21, 2024/Boardroom 1, Elite Byblos Hotel Al Barsha, Sheikh Zayed Road, Dubai, UAE

Course Reference

FE0791



Course Duration/Credits

Five days/ (40 hours)/4.0 CEUs/40 PDHs

Course Description



This practical and highly-interactive course includes various practical sessions and exercises. Theory learnt will be applied using our state-of-the-art equipment.

This course is designed to provide participants the theory lectures and practical training with a preliminary understanding of Radiography Testing (RT) as per the ASNT Recommended Practice No. SNT-TC-1A for Personnel Qualification and Certification in Nondestructive Testing.



The course will discuss the basic radiographic principles including interaction of radiation with matter, math review, exposure calculations, geometric exposure principles and radiographic-image quality parameters.



The participants will be able to identify darkroom facilities and apply systematic techniques and processing for facilities and equipment, film loading, protection of radiographic film in storage, manual and automatic film processing, film filing and storage; recognize indications, discontinuities and defects in radiographic testing; enumerate the various manufacturing processes and associated discontinuities; and explain the radiological safety principles review in controlling personnel exposure, time, distance, shielding concepts, ALARA concept, radiation-detection equipment and exposure-device operating characteristics.

Radiographic viewing, application techniques, castings and weldments evaluation as well as reviewing of standards, codes and procedures for radiography will also be covered during the course.

Sample Questions for general examinations are presented in the separate question booklets that can be obtained from ASNT International Service Center. Participants will further demonstrate familiarity with and ability to operate the necessary equipment for RT, record and analyse the resultant information to the degree required as well as test flawed specimen and component and analyse the results of NDT as part of the practical training.

At the completion of the course, participants will be appearing for a Level II exam. Each candidate will be a 'Certified ASNT NDT Level II in Radiographic Testing' upon successfully passing the examination with a minimum passing composite grade of at least 80 percent (%) which will be administered and graded by Howard Technology through its Certified ASNT Level-III instructors.

Course Objectives

Upon the successful completion of the course, each participant will be able to:-

- Get certified as a "Certified ASNT NDT Level II in Radiographic Testing"
- Review the basic radiographic principles and become familiar with darkroom facilities, techniques and processing
- Provide practical knowledge on the indications, discontinuities and defects in radiographic testing
- Enumerate the various manufacturing processes and associated discontinuities applicable for radiographic testing
- Emphasize the radiological safety principles and become acquainted with radiographic viewing
- Employ the various application techniques for radiographic evaluation and interpretation
- Carryout the evaluation of castings and weldments and explain the applicable standards, codes and procedures for radiography

Exclusive Smart Training Kit - H-STK®



Participants of this course will receive the exclusive "Howard Smart Training Kit" (H-STK®). The H-STK® consists of a comprehensive set of technical content which includes **electronic version** of the course materials, sample video clips of the instructor's actual lectures & practical sessions during the course conveniently saved in a **Tablet PC**.



Who Should Attend

This course provides an overview of all significant aspects and considerations of radiographic testing in accordance with the ASNT international standard for all engineers and other technical staff working in the field of welding technology and quality assurance of welded joints using radiographic testing and in order to investigate material with such technique.

Exam Eligibility & Structure

Exam candidates shall have the following minimum pre-requisites: -

All Participants of this course must have Level-I in RT before they can attend this Level-II course.

Initial Training & Experience Levels			
Level	Training Hours	Minimum Hours in RT Method	Total Hours in NDT
I	40	210	400
II	40	630	1200

The experience shall consist of time at NDT Level I or equivalent. If a person is being qualified directly to NDT Level II with no time at NDT Level I, the experience (both Method and Total NDT) shall consist of the sum of the hours for NDT Level I and Level II and the training shall consist of the sum of the hours for NDT Level I and Level II.

Examinations Category & Criteria

Vision Examinations

- Near-Vision Acuity
 - This examination will ensure natural or corrected near-distance acuity in at least one eye such that the applicant is capable of reading a minimum of Jaeger Number 2 or equivalent type and size letter at the distance designated on the chart but not less than 12 inches (30.5 cm) or a standard Jaeger test chart. The ability to perceive an Ortho-Rater minimum of 8 or similar test pattern is also acceptable. This examination shall be administered annually.
- Color Contrast Differentiation
 - This examination will demonstrate the capability of distinguishing and differentiating contrast among colors or shades of gray used in the method as determined by the employer. This shall be conducted upon initial certification and at five-year intervals thereafter

General (Written)

- This examination will address the basic principles of the applicable method
- The NDT Level III will provide appropriate questions covering the applicable method to the degree required by the employer's written practice
- The minimum number of examination questions that will be given is 40

Specific (Written)

- This examination will address the equipment, operating procedures and NDT techniques that the individual may encounter during specific assignments to the degree required by the employer's written practice
- The specific examination will also cover the specifications or codes and acceptance criteria used in the employer's NDT procedures
- The minimum number of examination questions that will be given is 20

Practical

- The candidate shall demonstrate familiarity with and ability to operate the necessary NDT equipment, record and analyse the resultant information to the degree required
- At least one flawed specimen or component shall be tested and the results of the NDT analysed by the candidate
- The description of the specimen, the NDT procedure including check points and the results of the examination shall be documented
- Proficiency shall be demonstrated in selecting and performing the applicable NDT technique within the method and in interpreting and evaluating the results on one or more specimens or machine problems approved by the NDT Level III. At least ten (10) different checkpoints requiring an understanding of NDT variables and the employer's procedural requirements will be included. The candidate shall detect all discontinuities and conditions specified by the NDT Level III

Note: While it is normal to score the practical on a percentile basis, practical examinations shall contain check points that failure to successfully complete will result in failure of the examination

Additional Criteria

All written examinations will be closed-book except that necessary data such as graphs, tables, specifications, procedures, codes, etc., may be provided during the examination. All questions are approved by the responsible NDT Level III.

Training Methodology

All our Courses are including **Hands-on Practical Sessions** using equipment, State-of-the-Art Simulators, Drawings, Case Studies, Videos and Exercises. The courses include the following training methodologies as a percentage of the total tuition hours:-

- 30% Lectures
- 20% Practical Workshops & Work Presentations
- 30% Hands-on Practical Exercises & Case Studies
- 20% Simulators (Hardware & Software) & Videos

In an unlikely event, the course instructor may modify the above training methodology before or during the course for technical reasons.

Course Fee

US\$ 6,500 per Delegate + **VAT**. This rate includes Participants Pack (Folder, Manual, Hand-outs, etc.), buffet lunch, coffee/tea on arrival, morning & afternoon of each day.

Accommodation

Accommodation is not included in the course fees. However, any accommodation required can be arranged at the time of booking.



Qualification Certificate(s)

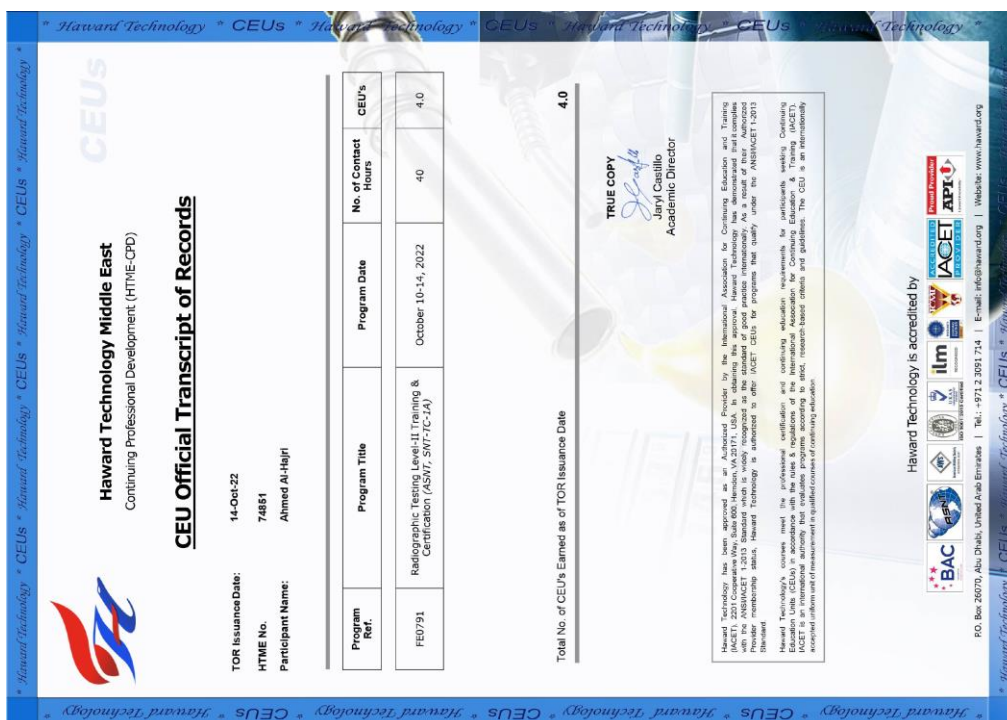
- (1) Internationally recognized Qualification Certificates will be issued to participants who have successfully completed the course and passed the exam at the end of the course. Successful candidate will be certified as a “Certified ASNT NDT Level II in Radiographic Testing”. Qualification Certificate is valid for 5 years.

Sample of Certificates

The following are samples of the certificates that will be awarded to course participants:-




- (2) Official Transcript of Records will be provided to the successful delegates with the equivalent number of ANSI/IACET Accredited Continuing Education Units (CEUs) earned during the course.




Certificate Accreditations

Certificates are accredited by the following international accreditation organizations: -

-  The American Society for Nondestructive Testing (ASNT)


Haward Technology's instructors are certified by **The American Society for Nondestructive Testing (ASNT)** and are authorized to conduct ASNT's certification programs for specific NDT methods in accordance with ASNT-TC-1A (2016). ASNT is the world's largest technical society for nondestructive testing (NDT) that provides a forum for exchange of NDT technical information, NDT educational materials and programs, and standards and services for the qualification and certification of NDT personnel.

-  The International Accreditors for Continuing Education and Training (IACET - USA)

Haward Technology is an Authorized Training Provider by the International Accreditors for Continuing Education and Training (IACET), 2201 Cooperative Way, Suite 600, Herndon, VA 20171, USA. In obtaining this authority, Haward Technology has demonstrated that it complies with the **ANSI/IACET 2018-1 Standard** which is widely recognized as the standard of good practice internationally. As a result of our Authorized Provider membership status, Haward Technology is authorized to offer IACET CEUs for its programs that qualify under the **ANSI/IACET 2018-1 Standard**.

Haward Technology's courses meet the professional certification and continuing education requirements for participants seeking **Continuing Education Units (CEUs)** in accordance with the rules & regulations of the International Accreditors for Continuing Education & Training (IACET). IACET is an international authority that evaluates programs according to strict, research-based criteria and guidelines. The CEU is an internationally accepted uniform unit of measurement in qualified courses of continuing education.

Haward Technology Middle East will award **4.0 CEUs** (Continuing Education Units) or **40 PDHs** (Professional Development Hours) for participants who completed the total tuition hours of this program. One CEU is equivalent to ten Professional Development Hours (PDHs) or ten contact hours of the participation in and completion of Haward Technology programs. A permanent record of a participant's involvement and awarding of CEU will be maintained by Haward Technology. Haward Technology will provide a copy of the participant's CEU and PDH Transcript of Records upon request.

-  British Accreditation Council (BAC)

Haward Technology is accredited by the **British Accreditation Council** for **Independent Further and Higher Education** as an **International Centre**. BAC is the British accrediting body responsible for setting standards within independent further and higher education sector in the UK and overseas. As a BAC-accredited international centre, Haward Technology meets all of the international higher education criteria and standards set by BAC.

Course Instructor(s)

This course will be conducted by the following instructor(s). However, we have the right to change the course instructor(s) prior to the course date and inform participants accordingly:



Mr. Luis Lopez is a **Senior Inspection Engineer** with extensive experience within the **Oil & Gas, Petrochemical and Refinery** industries. His expertise widely covers in the areas of **Thermography, Thermal Infrared Testing, Radiographic Film Interpretation, Visual Testing, Phased Array Ultrasonic Testing, Ultrasonic Testing, Magnetic Particle Testing, Liquid Penetrant Testing, Non-destructive Testing, NDT Methods & Applications, Electromagnetic Testing, Hydrostatic Leak Testing, Eddy Current Testing, Valve Inspection & Testing, Codes & Standards Interpretation, Corrosion Engineering, Corrosion & Metallurgy, Welding & Corrosion Engineering, Welding Metrology, International Welding Codes, Practical Welding Technology, Plastic Pipe Welding, Welding Inspection, Welding Defects Analysis, Welding Joints & Coating Inspection, Post Weld Heat Treatment, Hardness Testing, Welding Electrodes Monitoring & Control, Pipe Testing, Piping System, Steel Structures, Metals Casting, Crane Functional Testing & Load Testing, Hydrotesting, Pressure Testing Procedure, Pressure Equipment Calibration, Stream Inspection, Corrosion Evaluation, Casting Products Inspection and Raw Materials Inspection.** He is currently the **Senior NDT Instructor** of **SETE** wherein he is deeply involved in thermography, NDT qualification and certification of personnel.

During his career life, Mr. Lopez gained his practical and field experience through his various significant positions and dedication as the **Technical Manager, NDT Instructor, NDT Manager & Instructor, NDT Inspector, NDT Offshore Inspector & Quality Control, Phased Array Ultrasonic Technician and Radiographic Testing Technician** for various international companies such as the JP Inspections, Nova Inspection, NSD Services, Cotemar, UNISPEC Inspection and Ruiver.

Mr. Lopez holds a **Diploma in Professional Mechanical & Electrical Technician**. Further, he is a **Certified Instructor/Trainer, a Certified Internal Verifier/Assessor/Trainer** by the **Institute of Leadership and Management (ILM)**, a **Certified ASNT-NDT Level III Inspector** in Infrared & Thermal Testing (IR), Liquid Penetrant Testing (PT), Magnetic Particle Testing (MT), Ultrasonic Testing (UT), Visual Testing (VT), Radiography Testing (RT), Leak Testing (LT), Electromagnetic Testing (ET), **Certified Welding Inspection & Metallurgy Professional (API 577)** and a **Certified AWS-CWI Welding Inspector**. He has further delivered numerous trainings, courses, workshops, seminars and conferences internationally.

Course Program

The following program is planned for this course. However, the course instructor(s) may modify this program before or during the course for technical reasons with no prior notice to participants. Nevertheless, the course objectives will always be met:

Day 1: Sunday, 17th of November 2024

0730 – 0800	Registration & Coffee
0800 – 0815	Welcome & Introduction
0815 – 0830	PRE-TEST
0830 – 0930	Review of Basic Radiographic Principles Interaction of Radiation with Matter • Math Review • Exposure Calculations
0930 – 0945	Break
0945 – 1200	Review of Basic Radiographic Principles (cont'd) Geometric Exposure Principles • Radiographic-Image Quality Parameters
1200 – 1300	Lunch
1300 – 1400	Darkroom Facilities, Techniques & Processing Facilities & Equipment • Film Loading • Protection of Radiographic Film in Storage
1400 – 1415	Break
1415 – 1530	Darkroom Facilities, Techniques & Processing (cont'd) Processing of Film – Manual • Automatic Film Processing • Film Filing & Storage
1530 – 1650	Darkroom Facilities, Techniques & Processing (cont'd) Unsatisfactory Radiographs – Causes & Cures • Film Density
1650 – 1700	Recap
1700	Lunch & End of Day One

Day 2: Monday, 18th of November 2024

0730 – 0930	Indications, Discontinuities & Defects Indications • Discontinuities • Defects
0930 – 0945	Break
0945 – 1200	Manufacturing Processes & Associated Discontinuities Casting Processes & Associated Discontinuities
1200 – 1300	Lunch
1300 – 1400	Manufacturing Processes & Associated Discontinuities (cont'd) Wrought Processes & Associated Discontinuities
1400 – 1415	Break
1415 – 1650	Manufacturing Processes & Associated Discontinuities (cont'd) Welding Processes & Associated Discontinuities
1650 – 1700	Recap
1700	Lunch & End of Day Two

Day 3: Tuesday, 19th of November 2024

0730 – 0930	Radiographic Safety Principles Review Controlling Personnel Exposure • Time, Distance, Shielding Concepts • As Low as Reasonably Achievable (ALARA) Concept
0930 – 0945	Break
0945 – 1200	Radiographic Safety Principles Review (cont'd) Radiation Detection Equipment • Exposure Device Operating Characteristics

1200 – 1300	Lunch
1300 – 1400	Radiographic Viewing Film-Illuminator Requirements • Background Lighting • Multiple-Composite Viewing • IQI Placement • Personnel Dark Adaptation & Visual Acuity
1400 – 1415	Break
1415 – 1650	Radiographic Viewing (cont'd) Film Identification • Location Markers • Film Density Measurement • Film Artifacts
1650 – 1700	Recap
1700	Lunch & End of Day Three

Day 4: Wednesday, 20th of November 2024

0730 – 0930	Application Techniques Multiple-film Techniques • Enlargement & Projection • Geometrical Relationships
0930 – 0945	Break
0945 – 1200	Application Techniques (cont'd) Triangulation Methods for Discontinuity Location • Localized Magnification • Film Handling Techniques
1200 – 1300	Lunch
1300 – 1400	Evaluation of Castings Casting-method Review • Casting Discontinuities • Origin & Typical Orientation of Discontinuities
1400 – 1415	Break
1415 – 1650	Evaluation of Castings (cont'd) Radiographic Appearance • Casting Codes/Standards – Applicable Acceptance Criteria • Reference Radiographs
1650 – 1700	Recap
1700	Lunch & End of Day Four

Day 5: Thursday, 21st of November 2024

0730 – 0830	Evaluation of Weldments Welding Method Review • Welding Discontinuities • Origin & Typical Orientation of Discontinuities
0830 - 0930	Evaluation of Weldments (cont'd) Radiographic Appearance • Welding Codes/Standards – Applicable Acceptance Criteria • Reference Radiographs or Pictograms
0930 – 0945	Break
0945 -1030	Standards, Codes & Procedures for Radiography ASTM Standards • Acceptable Radiographic Techniques & Setups • Applicable Employer Procedures
1030 - 1115	Standards, Codes & Procedures for Radiography (cont'd) Procedure for Radiograph Parameter Verification • Radiographic Reports
1115 – 1215	Lunch
1215 – 1415	Theoretical Examination
1415 – 1430	Break
1430 – 1530	Theoretical Examination (cont'd)
1530 – 1630	Practical Examination
1630 – 1645	Course Conclusion
1645 – 1700	Presentation of Course Certificates
1700	Lunch & End of Course

Practical Sessions

Practical sessions will be organized during the course for delegates to practice the theory learnt. Delegates will carryout NDT inspection using our “Radiographic Testing (RT) Equipment”.



Applications

The Model 880 devices are used for industrial applications of gamma radiography, mainly with Iridium-192, to inspect materials and structures in the density range of approximately 2.71 g/cm³ through 8.53 g/cm³. The Model 880 devices also accommodate low energy isotopes to permit radiography of materials and structures of thin sections of steel and low-density alloys. The Model 880 exposure devices are also designed for use with low activity sources with high photon energies that are used for mass absorption (gamma scanning) studies of high-density materials up to 18.7 g/cm³.

Standard Source Assembly

Metallic Iridium-192 discs and pellets are doubly encapsulated in welded stainless steel or titanium capsules. The sealed sources are designed and tested to achieve an ISO/ANSI minimum classification of 97C64515 and to comply with the IAEA and USDOT requirements for ‘Special Form’ radioactive material. The ISO/ANSI classification 97C64515 stated in this manual refers to the complete source capsule which is attached to the source assembly. This classification also applies to the Se-75, Co-60 and Cs-137 versions of the source assemblies.

The sealed source is swaged to one end of a source holder consisting of a short flexible steel cable which has a female half of a connector at the other end, used for coupling to a control cable connector. The female connector also incorporates a stainless steel stop-ball swaged onto it (older versions of this source wire had the stop-ball as a separate component from the female connector). The purpose of the stop-ball is to provide mechanical positioning of the source assembly within the exposure device’s shielding and to provide a means of securing the source assembly in the exposure device’s locking mechanism.

Model 880 Delta authorized contents

Isotope	Assembly Model Number	Gamma Energy Range	Half Life	Approximate Steel Working Thickness	Device/Source Maximum Capacity
Ytterbium-169	*	8-308 keV	32 days	2-20 mm	108 Ci 4.00 TBq
Selenium-75	A424-25W A424-25**	66-401 keV	120 days	3-29 mm	150 Ci 5.55 TBq
Iridium-192	A424-9 A424-23**	206-612 keV	74 days	12-63 mm	150 Ci 5.55 TBq
Cobalt-60	A424-19	1.17-1.33 MeV	5.27 years	50-150 mm	65 mCi 2.40 GBq
Cesium-137	A424-30	663 keV	30 years	12-63 mm	380 mCi 14.0 GBq

Model 880 Sigma authorized contents

Isotope	Assembly Model Number	Gamma Energy Range	Half Life	Approximate Steel Working Thickness	Device/Source Maximum Capacity
Ytterbium-169	*	8-308 keV	32 days	2-20 mm	108 Ci 4.00 TBq
Selenium-75	A424-25W A424-25**	66-401 keV	120 days	3-29 mm	150 Ci 5.55 TBq
Iridium-192	A424-9 A424-23**	206-612 keV	74 days	12-63 mm	130 Ci 4.81 TBq
Cobalt-60	A424-19	1.17-1.33 MeV	5.27 years	50-150 mm	25 mCi 925 MBq
Cesium-137	A424-30	663 keV	30 years	12-63 mm	380 mCi 14.0 GBq

Dummy RT Projector

Model 880 Elite authorized contents

Isotope	Assembly Model Number	Gamma Energy Range	Half Life	Approximate Steel Working Thickness	Device/Source Maximum Capacity
Ytterbium-169	*	8-308 keV	32 days	2-20 mm	108 Ci 4.00 TBq
Selenium-75	A424-25W A424-25**	66-401 keV	120 days	3-29 mm	150 Ci 5.55 TBq
Iridium-192	A424-9 A424-23**	206-612 keV	74 days	12-63 mm	50 Ci 1.85 TBq
Cobalt-60	A424-19	1.17-1.33 MeV	5.27 years	50-150 mm	25 mCi 925 MBq
Cesium-137	A424-30	663 keV	30 years	12-63 mm	380 mCi 14.0 GBq

Model 880 Omega authorized contents

Isotope	Assembly Model Number	Gamma Energy Range	Half Life	Approximate Steel Working Thickness	Device/Source Maximum Capacity
Ytterbium-169	*	8-308 keV	32 days	2-20 mm	108 Ci 4.00 TBq
Selenium-75	A424-25W A424-25**	66-401 keV	120 days	3-29 mm	80 Ci 2.96 TBq
Iridium-192	A424-9 A424-23**	206-612 keV	74 days	12-63 mm	15 Ci 0.55 TBq

* Source assemblies with A1 quantities available for use in international jurisdictions.
 ** Approved for international transport, except in Canada.

Model 880 Atlas authorized contents

Isotope	Assembly Model Number	Gamma Energy Range	Half Life	Approximate Steel Working Thickness	Device/Source Maximum Capacity
Ytterbium-169	*	8-308 keV	32 days	2-20 mm	108 Ci 4.00 TBq
Selenium-75	A424-25W A424-25**	66-401 keV	120 days	3-29 mm	81 Ci 3.0 TBq
Iridium-192	A424-9 A424-23**	206-612 keV	74 days	12-63 mm	27 Ci 1.0 TBq

* Source assemblies with A1 quantities available for use in international jurisdictions.
 ** Approved for international transport, except in Canada.

The tungsten shielded Model 880 Atlas was evaluated as a USDOT Type A transport container. The Model 880 Atlas is NOT approved as a Type B transport package. Labeling for the Model 880 Atlas reflects Type A information for the package instead of the Type B information labeling on all other Model 880 exposure devices.

Source output

Isotope	At 1 m per Ci (37 GBq)		At 1 ft per Ci (37 GBq)	
Ytterbium-169	0.125 R/hr	1.25 mSv/hr	1.3 R/hr	13.0 mSv/hr
Selenium-75	0.203 R/hr	2.03 mSv/hr	2.2 R/hr	22.0 mSv/hr
Iridium-192	0.48 R/hr	4.80 mSv/hr	5.2 R/hr	52.0 mSv/hr
Cobalt-60	1.30 R/hr	13.0 mSv/hr	14.0 R/hr	140 mSv/hr
Cesium-137	0.32 R/hr	3.20 mSv/hr	3.4 R/hr	34.0 mSv/hr

Selected attenuation data

Material	Approximate Material Density (g/cm ³)	Approximate Half Value Thickness Inches (mm)				
		Ytterbium-169	Selenium-75	Iridium-192	Cobalt-60	Cesium-137
Concrete	2.35	1.140 (29.0)	1.180 (30.0)	1.700 (43.2)	2.400 (61.0)	3.00 (76.2)
Aluminium	2.65	-	1.100 (27.0)	-	-	-
Steel	7.80	0.170 (4.3)	0.315 (8.0)	0.512 (13.0)	0.827 (21.0)	0.900 (22.9)
Lead	11.34	0.032 (0.8)	0.039 (1.0)	0.200 (5.1)	0.500 (12.7)	0.250 (6.4)
Tungsten	17.80	-	0.032 (0.8)	0.130 (3.3)	0.310 (7.9)	0.225 (5.7)
DU	18.70	-	-	0.050 (1.3)	0.270 (6.8)	0.125 (3.2)

LED FILM VIEWER



Technical Specifications:

- Light Source – LED (White)
- Viewing density range – Up to 1.0 up to 4.5. D.
- Power source – AC, 230V 50/60Hz
- Max Luminance – 84,600 Cd/m²
- Film viewer body – Powder Coated Aluminium Body.
- Weight – 3.6 Kg
- Operating temperature: (-)10 C to (+) 60C .
- Cooling – High speed fans.
- Variable Light intensity control.
- Foot –switch control and cover on viewing screen.

Common features for all Film Viewers

- All film viewers are High Intensity type for viewing Industrial X-ray Films.
- A step-less control is provided for controlling Light Intensity.
- All film viewers are provided with Cooling fan, Heat absorbing glasses etc.
- A foot control switch helps in easy on-off operation.
- A built-in table lamp helps in making notes in dark.

Digit X Densitometer



"The densitometer of choice for the NDT industry"

The Digit-X NDT densitometer is designed to meet the need for a robust and dependable instrument to measure any film directly from a viewer. Weighing just 175g and powered by battery, the device is portable and extremely practical across different settings.

Digit-X is a favourite amongst professionals in the Non-Destructive Testing (NDT) sector used for applications in Oil & Gas, Construction, Engineering, Fabrication, Inspection and other services.

British-manufactured combining ease of use with high accuracy and repeatability.

The Digit-X NDT densitometer is manufactured by Xograph, which has nearly fifty years' experience in designing and building reliable quality instruments. The Digit-X NDT densitometer provides immediate, precise and repeatable results.

Sturdy and robust design

With its sturdy and robust design, minimal drift and no warm up time Digit-X provides fast dependable readings. The fine fibre-optic probe allows small areas of film to be measured accurately with readings being displayed on the large clear LCD panel to 2 decimal places. Featuring 0.00 to 4.00 Optical Density.

Ready to use; backed by a 'no fuss' warranty

Digit-X comes complete with its own battery in a handy sturdy portable carry case, ready to use straight away. Backed by Xograph's established 'no fuss' one year warranty makes the Digit-X NDT densitometer the best-value choice for reading film on a viewer.

Digit-X NDT Densitometer Specifications

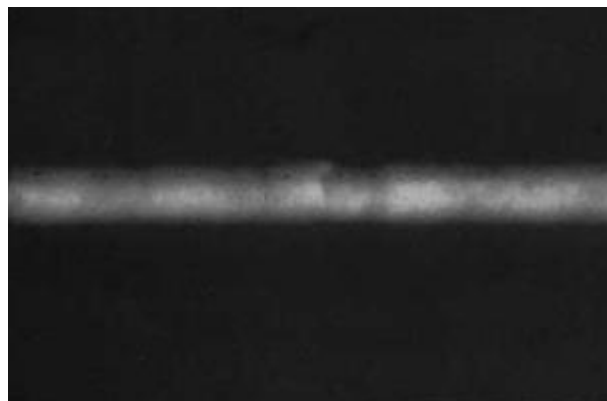
- Density Range: 0.00 to 4.00 D
- Fibre Optic Aperture: 3mm
- Resolution: 0.01 OD
- Accuracy: 0.05 OD
- Repeatability: 0.02 OD
- Drift: 0.0005/min
- Power Supply: 9v PP3 Battery
- Battery Life: Alkaline 2500 Hrs
- Size: 210x60x40mm
- Weight: 175kg



Standard Radiographs/Local Radiographs



Standard Film Strip



Sample Exposed RT Films

Course Coordinator

Mari Nakintu, Tel: +971 2 30 91 714, Email: mari1@haward.org