

COURSE OVERVIEW PE0182
Process Data Gathering, Analysis and Reporting

Course Title

Process Data Gathering, Analysis and Reporting

Course Date/Venue

Session 1: February 24-28, 2025/Fujairah Meeting Room, Grand Millennium Al Wahda Hotel, Abu Dhabi, UAE
 Session 2: August 10-14, 2025/Boardroom 1, Elite Byblos Hotel Al Barsha, Sheikh Zayed Road, Dubai, UAE



H-STK[©] INCLUDED

Course Reference

PE0182



Course Duration/Credits

Five days/3.0 CEUs/30 PDHs


Course Description



This practical and highly-interactive course includes various practical sessions and exercises. Theory learnt will be applied using “MS Office” applications



This course is designed to provide participants with a detailed and up-to-date overview of Process Data Gathering, Analysis and Reporting. It covers the process data sheets of static and rotary equipment; the process industry covering its safety, PFD and P&ID review; the line sizes and pressure drops and various applications to process plants; the flow measurement sizing and control valve sizing; the flow measurement and control valve process data sheet; the heat exchanger and pressure vessel sizing; and the heat exchanger and pressure vessel data sheet.



During this interactive course, participants will learn the tray sizing and pump sizing; the distillation tray process and pump data sheet; the relief valve, compressor sizing, relief valve process and compressor data sheet; the flash drum and flare sizing; the flash drum process and flare data sheet; and the relationship between process design and safety.

Course Objectives

Upon the successful completion of this course, each participant will be able to:-

- Review process data sheets of static and rotary equipments
- Discuss process industry covering its safety, PFD and P&ID review
- Calculate line sizes and pressure drops, review fundamentals and perform various applications to process plants
- Employ flow measurement sizing and control valve sizing and develop a flow measurement and control valve process data sheet
- Carryout heat exchanger and pressure vessel sizing and develop a heat exchanger and pressure vessel data sheet
- Perform distillation tray sizing and pump sizing and develop a distillation tray process and pump data sheet
- Describe relief valve and compressor sizing and develop a relief valve process and compressor data sheet
- Illustrate flash drum and flare sizing and develop a flash drum process and flare data sheet
- Distinguish the relationship between process design and safety

Exclusive Smart Training Kit - H-STK®



Participants of this course will receive the exclusive “Haward Smart Training Kit” (H-STK®). The H-STK® consists of a comprehensive set of technical content which includes **electronic version** of the course materials conveniently saved in a **Tablet PC**.

Who Should Attend

This course provides an overview of all significant aspects and considerations of process data sheets of static and rotary equipments for operations engineers, process support engineers, design engineers, cost engineers, fresh engineering graduates and for those who are involved in selecting and purchasing static and rotary equipment of plant.

Training Methodology

All our Courses are including **Hands-on Practical Sessions** using equipment, State-of-the-Art Simulators, Drawings, Case Studies, Videos and Exercises. The courses include the following training methodologies as a percentage of the total tuition hours:-

- 30% Lectures
- 20% Practical Workshops & Work Presentations
- 30% Hands-on Practical Exercises & Case Studies
- 20% Simulators (Hardware & Software) & Videos


In an unlikely event, the course instructor may modify the above training methodology before or during the course for technical reasons.

Course Certificate(s)

Internationally recognized certificates will be issued to all participants of the course who completed a minimum of 80% of the total tuition hours.


Certificate Accreditations

Certificates are accredited by the following international accreditation organizations: -

- 

British Accreditation Council (BAC)

Haward Technology is accredited by the **British Accreditation Council** for **Independent Further and Higher Education** as an **International Centre**. BAC is the British accrediting body responsible for setting standards within independent further and higher education sector in the UK and overseas. As a BAC-accredited international centre, Haward Technology meets all of the international higher education criteria and standards set by BAC.

- 

The International Accreditors for Continuing Education and Training (IACET - USA)

Haward Technology is an Authorized Training Provider by the International Accreditors for Continuing Education and Training (IACET), 2201 Cooperative Way, Suite 600, Herndon, VA 20171, USA. In obtaining this authority, Haward Technology has demonstrated that it complies with the **ANSI/IACET 2018-1 Standard** which is widely recognized as the standard of good practice internationally. As a result of our Authorized Provider membership status, Haward Technology is authorized to offer IACET CEUs for its programs that qualify under the **ANSI/IACET 2018-1 Standard**.

Haward Technology’s courses meet the professional certification and continuing education requirements for participants seeking **Continuing Education Units** (CEUs) in accordance with the rules & regulations of the International Accreditors for Continuing Education & Training (IACET). IACET is an international authority that evaluates programs according to strict, research-based criteria and guidelines. The CEU is an internationally accepted uniform unit of measurement in qualified courses of continuing education.

Haward Technology Middle East will award **3.0 CEUs** (Continuing Education Units) or **30 PDHs** (Professional Development Hours) for participants who completed the total tuition hours of this program. One CEU is equivalent to ten Professional Development Hours (PDHs) or ten contact hours of the participation in and completion of Haward Technology programs. A permanent record of a participant’s involvement and awarding of CEU will be maintained by Haward Technology. Haward Technology will provide a copy of the participant’s CEU and PDH Transcript of Records upon request.

Course Fee

US\$ 5,500 per Delegate. This rate includes H-STK® (Haward Smart Training Kit), buffet lunch, coffee/tea on arrival, morning & afternoon of each day.

Accommodation

Accommodation is not included in the course fees. However, any accommodation required can be arranged at the time of booking.

Course Instructor(s)

This course will be conducted by the following instructor(s). However, we have the right to change the course instructor(s) prior to the course date and inform participants accordingly:



Mr. Kyle Bester is a **Process Engineer and Senior HSE Consultant** with extensive years of practical experience within the **Oil & Gas, Power & Water Utilities** and other **Energy** sectors. His expertise includes **Troubleshooting Gas Processing, Ammonia Manufacturing & Process Troubleshooting, Ammonia Storage & Loading Systems, Ammonia Plant Operation, Troubleshooting & Optimization, Gas Removal, Amine Regeneration, Amine & Gas Dehydration, Molecular Sieves, NGL Recovery, LPG Distillation, Gas Processing, Furnaces, Waste Heat Recovery, Process Troubleshooting, Gas Compression & Expansion, Process Liquid, Process Handling & Measuring Equipment, Gas Dehydration, Gas Separation, Distillation Processes, Safety in Industrial Plants, Rigging Safety Rules, Machinery & Hydraulic Lifting Equipment, Handling Hazardous Chemicals, Spill Containment, Fire Protection, Fire Precautions, Incidents & Accidents Reporting, HSEQ Audits & Inspection, HAZOP & HAZID, HAZMAT & HAZCOM Storage & Disposal, As Low as Reasonably Practicable (ALARP), Process Hazard Analysis (PHA), Process Safety Management (PSM), Hazardous Materials & Chemicals Handling, Pollution Control, Environment, Health & Safety Management, Process Risk Analysis, Effective Tool Box Talks, Construction Sites Safety, HSSE Management System, HSSE Audit & Inspection, HSEQ Procedures, Authorized Gas Testing, Confined Space Entry & Rescue, Risk Management, Quantitative & Qualitative Risk Assessment, Working at Height, Firefighting Techniques, Fire & Gas Detection System, Fire Fighter & Fire Rescue, Fire Risk Assessment, HSE Industrial Practices, Manual Handling, Rigging Safety Rules, Machinery & Hydraulic Lifting Equipment, Warehouse Incidents & Accidents Reporting, Incident & Accident Investigation, Emergency Planning, Emergency Response & Crisis Management Operations, Waste Management Monitoring, Root Cause Analysis, Hazard & Risk Assessment, Task Risk Assessment (TRA), Incident Command, Job Safety Analysis (JSA), Behavioral Based Safety (BBS), Fall Protection and Work Permit & First Aid. He is currently the **Part Owner & Manager** of Extreme Water SA wherein he manages, re-designed and commissioned a water and wastewater treatment plants.**

During his career life, Mr. Bester has gained his practical and field experience through his various significant positions and dedication as the **Project Manager, Asset Manager, Manager, Water Engineer, HSE Advisor, Safety Engineer, Supervisor, Team Leader, Analyst, Process Technician, Landscape Designer** and **Senior Instructor/Trainer** for various international companies, infrastructures, water and wastewater treatment plants from New Zealand, UK, Samoa, Zimbabwe and South Africa, just to name a few.

Mr. Bester holds a **Diploma in Wastewater Treatment** and a **National Certificate in Wastewater & Water Treatment**. Further, he is a **Certified Instructor/Trainer**, an **Approved Chemical Handler** and has delivered numerous courses, trainings, conferences, seminars and workshops internationally.

Course Program

The following program is planned for this course. However, the course instructor(s) may modify this program before or during the course for technical reasons with no prior notice to participants. Nevertheless, the course objectives will always be met:

Day 1

0730 - 0745	Registration & Coffee
0745 - 0800	Welcome & Introduction
0800 - 0815	PRE-TEST
0815 - 0915	Introduction to the Process Industry Safety for the Process Industry • Review of PFD • Review of P&ID • The Calculation of Line Sizes and Pressure Drops • Review of the Fundamentals • Application to Process Plants
0915 - 0930	Break
0930-1100	Flow Measurement Sizing & Developing a Flow Measurement Process Data Sheet Review of the Fundamentals • Application to Process Plants • Case Example - Develop Process Data Sheet
1100- 1230	Control Valve Sizing & Developing a Control Valve Process Data Sheet Review of the Fundamentals • Application to Process Plants
1230 - 1245	Break
1245 - 1420	Control Valve Sizing & Developing a Control Valve Process Data Sheet (cont'd) Case Example - Develop Process Data Sheet
1420 - 1430	Recap
1430	Lunch & End of Day One

Day 2

0730 - 0900	Heat Exchanger Sizing & Developing a Heat Exchanger Data Sheet Review of the Fundamentals • Application to Process Plants
0900 - 0915	Break
0915 - 1045	Heat Exchanger Sizing & Developing a Heat Exchanger Data Sheet (cont'd) Case Example - Develop Process Data Sheet
1045 - 1215	Pressure Vessel Sizing & Pressure Vessel Data Sheet Review of the Fundamentals • Application to Process Plants
1215 - 1230	Break
1230 - 1420	Pressure Vessel Sizing & Pressure Vessel Data Sheet Case Example - Develop Process Data Sheet
1420 - 1430	Recap
1430	Lunch & End of Day Two

Day 3

0730 - 0900	Distillation Tray Sizing & Developing a Distillation Tray Process Data Sheet Review of the Fundamentals • Application to Process Plants
0900 - 0915	Break
0915 - 1045	Distillation Tray Sizing & Developing a Distillation Tray Process Data Sheet(cont'd) Case Example - Develop Process Data Sheet



1045 – 1215	Pump Sizing & Developing a Pump Data Sheet <i>Review of the Fundamentals • Application to Process Plants</i>
1215 – 1230	Break
1230 – 1420	Pump Sizing & Developing a Pump Data Sheet (cont'd) <i>Case Example – Develop Process Data Sheet</i>
1420 – 1430	Recap
1430	Lunch & End of Day Three

Day 4

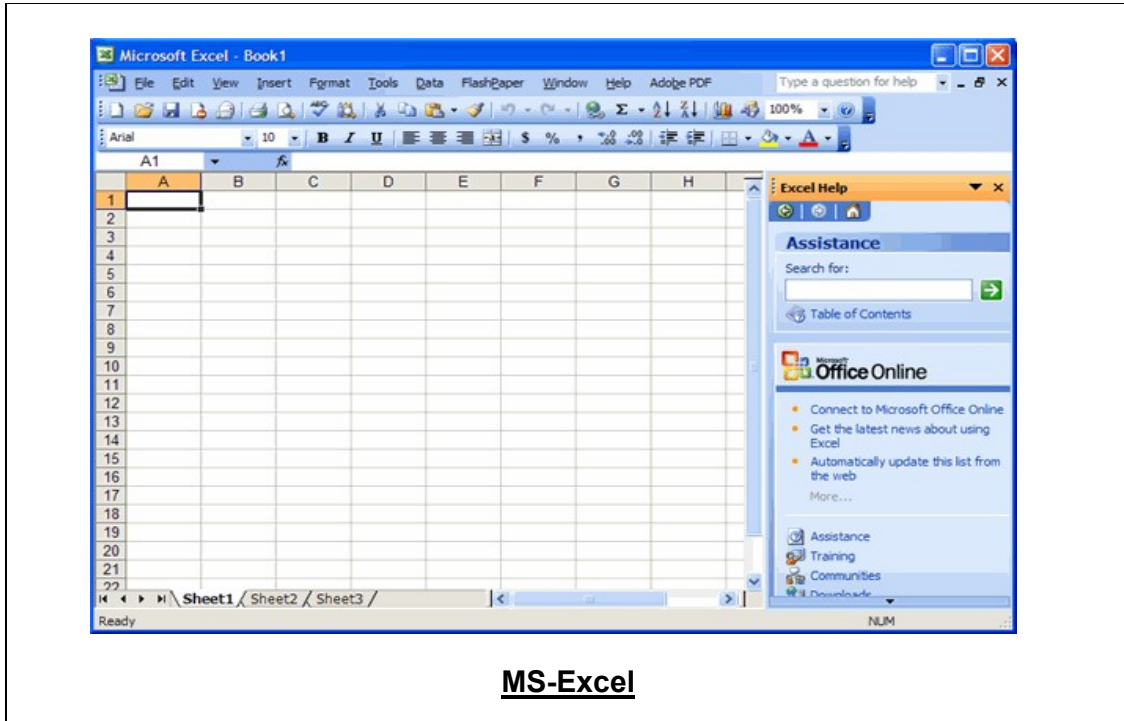
0730 – 0900	Relief Valve Sizing & Developing a Relief Valve Process Data Sheet <i>Review of the Fundamentals • Application to Process Plants</i>
0900 – 0915	Break
0915 – 1045	Relief Valve Sizing & Developing a Relief Valve Process Data Sheet (cont'd) <i>Case Example – Develop Process Data Sheet</i>
1045 – 1215	Compressor Sizing & Developing a Compressor Data Sheet <i>Review of the Fundamentals • Application to Process Plants</i>
1215 – 1230	Break
1230 – 1420	Compressor Sizing & Developing a Compressor Data Sheet (cont'd) <i>Case Example – Develop Process Data Sheet</i>
1420 – 1430	Recap
1430	Lunch & End of Day Four

Day 5

0730 – 0830	Flash Drum Sizing & Developing a Flash Drum Process Data Sheet <i>Review of the Fundamentals • Application to Process Plants</i>
0830 – 0915	Flash Drum Sizing & Developing a Flash Drum Process Data Sheet (cont'd) <i>Case Example – Develop Process Data Sheet</i>
0915 – 0930	Break
0930 – 1100	Flare Sizing & Developing a Flare Data Sheet <i>Review of the Fundamentals • Application to Process Plants</i>
1100 – 1200	Flare Sizing & Developing a Flare Data Sheet(cont'd) <i>Case Example – Develop Process Data Sheet</i>
1200 – 1215	Break
1215 – 1345	The Relationship between Process Design & Safety
1345 – 1400	Course Conclusion
1400 – 1415	POST-TEST
1415 – 1430	<i>Presentation of Course Certificates</i>
1430	Lunch & End of Course

Simulator (Hands-on Practical Sessions)

Practical sessions will be organized during the course for delegates to practice the theory learnt. Delegates will be provided with an opportunity to carryout various exercises using “MS-Excel” application.



Course Coordinator

Mari Nakintu, Tel: +971 2 30 91 714, Email: mari1@haward.org